
Zoom with Us!

From: Northwest Polymer Clay Guild Newsletter <newsletter@nwpcg.org>

To: Maria Jam <mariajambrown@yahoo.com>

Volume 27 | Issue 05 | May 2020

[View this email in your browser](#)



Guild Highlights

By Kim Day | polymerclay@gmail.com

Hi everyone! We're in uncharted territory, but we're attempting to find a new (albeit hopefully temporary) normal. In place of our usual Third Place Commons Clay Day in April, we tried a Zoom Clay Day – a video conference event. It was great! We had

around nine people (though not all at the same time), and we were able to chat, as long as two people didn't talk at the same time. Since we were working on our clay though, that didn't seem to be much of a problem. Because of its wonderful success, and how great it was to see people, we're going to do this again.

Meetings

At our usual first Wednesday of the month meeting times, 6:30-9:00 p.m., we'll be doing clay meetings on Zoom. To start us off slowly, we'll do a clay social on May 6th – chat, eat cookies (you must provide your own), work on clay or other projects. As programs coordinator, I'll try and find some replacements for the very hands-on programs I'd had in mind for the rest of the year, and hopefully starting in the June meeting we can have some demonstrations, teaching, or product sharing going on. As always, if you have ideas you want to learn, ideas you'd like to share/teach, or if you're willing to teach but need an assigned topic, please contact me.

Clay Days

On our usual Third Place Commons Clay Days, we will have an all day Zoom Clay Day, 10:00 a.m.-5:00 p.m. You may show up for as long or as little as you'd like. In addition to our normal Clay Days (June 13th | August 8th | October 10th | December 12th), I'd also like to throw out another option.

I'd like to create an email group where anyone that wants to do clay on Zoom for a few hours can say "Hey, spur of the moment (or preplanned, whatever), anyone want to clay with me (insert time and date)?"

This could be a very spammy email list, and your email address would not be private should you choose to opt in. You could end up getting 20 emails a day, or maybe zero, depending on how often people use it as a Clay Day dating service. Reply-alls can add up quickly in group emails. If you're interested in this opt-in-only-shared-email-list, please let me know at polymerclay@gmail.com. I could see myself wanting to do Clay Days several times a month.

How to use Zoom

1. Go to zoom.us
2. Click the "sign up" button
3. Use an email address you can check
4. Click the activation link they send
5. Make a password, and you're set.


To join our hangouts/meetings/Clay Days, you can click on a link, then type in the password. We will try and use the same join link and password each time. If it changes, we'll send out an email.

Oh, and then click "gallery view" after you join, so you can see everyone instead of just a giant picture of the current speaker. For more help on how to join Zoom

meetings, please look in boxed announcement after Show & Tell.

For non-Guild hosted events (i.e. spur of the moment clay days, etc), I should be available to use the Guild account to make a meeting. Other people can make meetings as well and share the links, but unpaid members have a meeting limit of 40 mins when there are more than three people, but you can always just rotate members starting the meeting every 40 mins.

Show & Tell



Left: Ornaments by Cathy Gilbert
Right: Beaded pens by Charlie Nagel



Artwork by Charlie Nagel:
(L) Abandone Shrine IV; (R) Tidelines II



Vessel by Jan Munyon



Artwork and beads by Dawn Grey




Left: Eggs by Dawn Grey

Right: Polymer clay archeology by Meredith Arnold



Left: Tree ornaments by Charlie Nagel

Right: Beads by Kim Day



Art dolls by Ria M. Hoyt

Left: Kamaji the Boiler Room Man | Right: Cole the Grindilow (using Cosclay)

Monthly Meetings: **Zoom it!**

By Kim Day | polymerclay@gmail.com



We're joining the Zoom nation and switching our [monthly meetings to Zoom](#). To join, you need the meeting ID and password:

Meeting ID: 988 553 9980

Password: clayisfun

If you prefer the phone numbers to phone conference in to the meeting instead of video, please [contact Kim Day](#).

If you need additional reference with videos on how to make and join Zoom calls, please click [here](#):

How to Join Zoom

Charles Nagel: **In Vashon Island Visual Arts Newsletter**

Charles Nagel

My current bas relief sculptures are part of an ongoing exploration of the expressive possibilities of small-scale art works, three-dimensional objects which must be closely encountered. It is my intention that these pieces, because of their size, invite the viewer to move toward them rather than step back, and the act of closing the distance will create a more contemplative, personal sense of the self not as a detached observer but as an intimate participant in the art experience.


One of my long-standing concerns is making original art affordable. With that motivation, the process of creating a series of multiple images has been one to which I frequently return. Unlike the traditional "printmaker," whose goal is to produce a large number (fifty or more) of identical images, I treat each piece hand-cast from the same mold as one of a series of unique objects. Because of the nature of the process and resins used, there are differences from piece to piece, some subtle, others more obvious. [Please contact me here.](#)



Artist Viewpoint

With the COVID outbreak and subsequent quarantine measures to slow the spread, everyone is impacted, and Island artists in very real ways. If you want to share ways you are coping, both creatively and financially, please submit 250 words or less for the next newsletter, with a photo, by May 15 to [Janice Randall](#). We are all in this together.

Ria M. Hoyt: **In International Doll Artists Magazine**



PC Archeology: Fun, fun, fun!

By Meredith Arnold | meredith@mereditharnold.com



So I am sure there are many of us taking this unscheduled down time to reorganize, complete old projects and/or create new ones. First I finished painting the walls in my kitchen (still need to do the cupboards) before I started tackling the studio.



The photos show my least favorite job to do: going through scraps from all of my teaching demos. It's amazing how fast they pile up taking up valuable space. This particular task is a lot like polymer archeology. I found stuff from over 16 years ago! I found Skinner Blends and Mokume gane bits and pieces that I would actually like to use. I found unbaked beads, pins waiting to be put onto backing, finished and baked. I found some Susan Hyde fabric cane slices waiting for inspiration.

It's a treasure trove of unfinished ideas. So now I'm trying to whittle down what's usable quickly so I can get to finishing these new found/old ideas half made. Thank goodness! Something fun to do!

Editor's Note: **Keep It Square**

By Ria M. Hoyt | ria@orangejar.com



Hi! Thank you for the photos you send! I love seeing everybody's work and adding them to our social media. For the format, it would really help if you keep it square (this time, it's cooler to be square!) or rectangular in a horizontal format when taking photos of multiple items.

- Use plain background (black or white works great and I see a lot of people doing this already – yey!)
- When composing your work, please use square cropping (helps with IG and our Show & Tell format).
- When taking pictures of several items, please keep it horizontal with a proportion like six inches in width and three inches in height (6x3" or 600 x 300 pixels or something like that).

You can also just send me the original photo without cropping. Thank you and keep the photos coming! I'll use them for our [Instagram](#) account too!

President's Message

By Kim Day | polymerclay@gmail.com



#Again&Again

Hello clayers!

After saying I wouldn't do it again, I decided to join #the100dayproject2020 again. It's a group of artists from all sorts of genres that try and do something creative every day for 100 days, then post about it on Facebook and Instagram. I did have a sanity check though, and decided one bead a day would be doable. Of course that one bead is usually more like two to three.

Maria Brown has a wonderful strand of beads she brings to our outreaches, like Third Place Commons Clay Days and Fair demos. It has so many different techniques, it was an amazing way to showcase the versatility of clay. I used her as my inspiration, so each day of the 100 is a different technique. I am cheating and doing the beads in chunks, but only posting one technique a day. :)

I know Cathy Gilbert from our Guild is doing it as well, with a photograph a day, along with a beautiful memory, from each month starting years ago. Ginger Davis Allman, from BlueBottleTree.com ([#gingerdavisallman](https://www.instagram.com/gingerdavisallman) on instagram), is doing 100 days of polymer clay vessels, and they're gorgeous. She linked a [tutorial](#) for anyone that wants to [learn how to make pinch pots](#), if you're looking for inspiration.

I'm a little behind in the world of clay without all of you to help keep me up to date. I did see that Sculpey came out with some new pastel colors, and some weird glitter liquid clay, so those look pretty neat. Especially for those of us that are usually too lazy to mix our own colors. If you come across neat products, let us know.

Also a congratulations to our very own Joy, who is making waves (or rather many many screen stencils) in the online clay community with her inexpensive but awesome products. No, she didn't pay me to type this. Her site is OJoyCreations.com for those interested.

Please drop in on our new Zoom monthly meeting, it was a breath of fresh air seeing some friendly faces. As always, please be safe, and take a few minutes each day just to breathe deeply. Pamela, we're so glad you're okay.

Miss you,

Kim Day

 Forward

NWPCG website



Newsletter Editor & Designer: Ria Mendoza Hoyt | ria@orangejar.com Photos taken during NWPCG events may be used for promotional materials

Copyright © *2020 Northwest Polymer Clay Guild, All rights reserved.

You are receiving this newsletter because you are an NWPCG member, Friend or you subscribed to our emailers.

The Northwest Polymer Clay Guild is a 501(c)(3) non-profit organization

EIN# 91-1713162 | Our mailing address is:

Northwest Polymer Clay Guild (NWPCG)

P.O. Box 904

Lynnwood, WA 98046

Add us to your address book

NWPCG Raven logo, © Meredith Arnold 1995 and Ravensdale 2003 logo, © Meredith Arnold, 2002
Any reproduction in whole or in part of copyrighted logos is strictly prohibited without the prior written permission of Meredith Arnold.

You are receiving this email because you are a member of NWPCG or one of NWPCG's friends.

We'd hate to see you go but if you want to change how you receive these emails, you can
UPDATE YOUR PROFILE ([click here](#)) or unsubscribe from this list.