

---

# Learn to crackle!

From: Northwest Polymer Clay Guild Newsletter <newsletter@nwpcg.org>

To: Maria Jam <mariajambrown@yahoo.com>

---

Volume 28 | Issue 03 | March 2021

[View this email in your browser](#)



## Highlights: **Let's Get Crackling!**

By Kim Day



The Crackle Technique Program by me, unfortunately did not happen as planned in February because I was sick and unable to come on Zoom. In it's place, we had an impromptu Clay Social.


So... instead of a Zoom program, and even better, I decided to do a write up with pictures of what I'd planned to show. [To get the full tutorial, please click here \(links to a PDF file which is 5.4MB\).](#)

---

## Show & Tell



Beads by Cathy Gilbert



Canes by Cathy Gilbert



By Cathy Gilbert




By Cathy Gilbert



Mobile by Dawn Gray



Beads by Dawn Gray



Mobile by Dawn Gray




Jewelry set by Esther Schmidt



Jewelry set by Esther Schmidt



Jewelry set by Esther Schmidt



Veneer by Esther Schmidt






Hearts by Maria Brown



Decorated hook by Jerri Richardson



Dragon eggs by Jerri Richardson



Necklace by Shirley Henrichsen



Hearts by Jerri Richardson

---

## March: Program

By Sharon Mhyre | [polymerclay@gmail.com](mailto:polymerclay@gmail.com) | March 3rd, 2020 | 6:30 p.m.



### Miniature Masks with Sharon Mhyre

Construction of a mini mask, with a tribal theme. I will show how to plan, construct a form, and sculpt a mini mask. This will be a demo only as there is a pre-baked part of the construction.

### Materials list



- Roller
- Pasta machine (technically optional, but annoying)
- Blade
- Xacto knife
- Tinfoil
- Knitting needle, (can use substitutes, but must be smooth)

- 3 x 5 cards or equivalent, (can also use deli paper)
- Sketch pad or blank paper (optional, but very useful)
- Pencil
- Scissors
- Bake and bond, (liquid clay will work too)
- Small cutters (optional, but makes it easier)

---

## Announcements: **Events & More**

By Kim Day | [polymerclay@gmail.com](mailto:polymerclay@gmail.com)

### Clay Camp Ideas Request



Heya! While it is incredibly good news that the vaccine is rolling out, it will not be in time for us to safely do an in person Clay Camp again this year. Last year, since it was so last minute, we simply set some Zoom times for people to hang out and called it our Virtual Retreat. This year we have more time to plan! Swaps can be done by mail if people are interested. There are some very well known clay artists doing Zoom classes. We could line up some demos.

What do you want to happen? Please let me know, we want it to be fun! Email me at [polymerclay@gmail.com](mailto:polymerclay@gmail.com).

---

### Zoom Program/Round Robin Volunteers Needed

We've had some absolutely amazing Zoom programs in 2020 (Krithika and Dawn I'm looking at you!). We've also had too much of me teaching, I don't want people to get sick of me! As VP of Programs, I've been searching YouTube for techniques that could translate well into a Zoom classes. Programs are things that take a lot of effort to prepare, and the Guild pays a \$75 honorarium, while round robins are usually simpler techniques and pay \$50 if one teacher for the night, and \$25 each if there



are two shorter sessions. These honorariums aren't a lot, but they should amply cover the cost of your supplies.

I'm looking for people willing to teach in 2021 at our monthly meetings! I can supply the ideas (YouTube link), you can bring your own ideas, or you can teach a technique from a book. No teaching techniques from paid tutorials, that is against the copyright unless we purchase a copy for everyone that attends (like we did with the bowl tutorial a few years ago). Again, email me at [polymerclay@gmail.com](mailto:polymerclay@gmail.com).

---

### All Day Clay Days



We are still doing Zoom meetings and informal get togethers. Every month our Guild meeting happens on the first Wednesday, from 6:30 p.m. - 9:00 p.m.

Every week, we usually have people on Wednesday evenings 6:30 p.m. - 9:00 p.m. and Saturday mornings 10:00 a.m. - noon.

Every other month, on one Saturday, we also have an All Day Clay Day. When we meet in person, it is at Third Place Books, but for now it is only on Zoom. The dates for this year are on our [Guild website](#). Mark your calendar if you don't want to miss them!

When: April 10th | June 5th | August 7th | October 9th | December 4th

Time: 10:00 a.m. - 5:00 p.m.

---

## Online Meetings: **Zoom with Us!**

By Kim Day | [polymerclay@gmail.com](mailto:polymerclay@gmail.com)



We have our monthly meeting over Zoom the first Wednesday of the month from 6:30 p.m.-9:00 p.m.

We also have small informal clay days every Wednesday 6:30 - 9:00 p.m. and every Saturday 10:00 a.m. - noon. All of these use the same Zoom link.

You are welcome to invite other people you know to these, there is no membership requirement for our informal get togethers. They can also craft with other mediums than clay.

If you'd like to be on an email list for people who want to schedule Zoom things outside these Wednesday and Saturday times, please let me know with very specific words "Add me to the Zoom email list" at [polymerclay@gmail.com](mailto:polymerclay@gmail.com)

[Zoom Link](#)

Meeting ID: 988 553 9980

Password: clayisfun

Zoom with Us

---

## President's Message: Zoom Classes Rock!

By Kim Day | [polymerclay@gmail.com](mailto:polymerclay@gmail.com)



Hi Clay Friends,

I've been having a not so fun few months of some bad medicine side effects, so it's making me appreciate even more when I can spend time with people on Zoom. We had our full day Clay Day on the first Saturday of February (next one I think is in

April), 10:00 a.m. - 5:00 p.m. Not everyone can stay the whole time, but dropping in for a bit is always welcome.

Someone contacted the Guild from the South Lake Union area, wanting to donate a lot of clay and their pasta machine. Please email me [polymerclay@gmail.com](mailto:polymerclay@gmail.com) if you're interested and can pick up.

The Clayathon online retreat was spectacular, especially the demos by Carol Blackburn (see the beads Dawn made in Show and Tell!). And it sounds like they may continue to offer it online in future years. Because it worked so well, more and more clay teachers are making themselves available for Zoom classes. Even Carol Simmons mentioned she might try and have some in the fall.

This is great news for our Guild (since we have a chance to get teachers without having to pay airfare and lodging), and for clayers in general that have health issues that prevent them from attending in person. I for one welcome our new Zoom overlords.

If you already messed up your New Year's resolutions, remember you have another 10 months of this year, and each day is a new opportunity to try again. Take care, and may your creativity overflow.

*Kim*

---



## Update your Info

New members need to sign-up to our newsletter, the sign-up form is included in your NWPCG Welcome email from Membership.

Changing your email? You can [update your personal](#) information to ensure that you receive our newsletter. You can also add your website or social media links to your profile. This link is also available in every newsletter at the footer area.

If you haven't yet, please add "newsletter@nwpcg.org" to your address book so our newsletters do not go to spam.



Update

 Forward

---

 NWPCG website



Newsletter Editor & Designer: Ria Mendoza Hoyt | [ria@orangejar.com](mailto:ria@orangejar.com) Photos taken during NWPCG events may be used for promotional materials

**Copyright © \*2021 Northwest Polymer Clay Guild, All rights reserved.**

You are receiving this newsletter because you are an NWPCG member, Friend or you subscribed to our emailers.

**The Northwest Polymer Clay Guild is a 501(c)(3) non-profit organization**

**EIN# 91-1713162** | Our mailing address is:

Northwest Polymer Clay Guild (NWPCG)

P.O. Box 904

Lynnwood, WA 98046

[Add us to your address book](#)

NWPCG Raven logo, © Meredith Arnold 1995 and Ravensdale 2003 logo, © Meredith Arnold, 2002  
Any reproduction in whole or in part of copyrighted logos is strictly prohibited without the prior written permission of Meredith Arnold.

You are receiving this email because you are a member of NWPCG or one of NWPCG's friends.

We'd hate to see you go but if you want to change how you receive these emails, you can  
[UPDATE YOUR PROFILE \(click here\)](#) or [unsubscribe from this list](#).

