

---

# Animal pins, geometric canes, election results and upcoming parties!

From: Northwest Polymer Clay Guild Newsletter <newsletter@nwpcg.org>

To: Maria Jam <mariajambrown@yahoo.com>

---

Volume 28 | Issue 11 | November 2021

[View this email in your browser](#)



## October Recap: **Animal Pins With Dawn Gray**

By Kim Day | [polymerclay@gmail.com](mailto:polymerclay@gmail.com)




Dawn showed us in detail, with step by step demonstrations, how to make cute wire framed animal pins. She recommended starting with an easy image, such as the clip art provided above. She also did a wonderful write-up to help people remember the steps.

[Download Animal Pin Tutorial](#)

---

## Show & Tell


Send your Show & Tell items (pieces you finished, work in progress, new books, tools or resources you enjoy) to [Kim](#) or [Ria](#). Please send a caption identifying the piece or technique featured in the photo with your full name. As much as possible, do not crop the image. Each submission earns you a ticket to the year-ender party's raffle non-raffle.




Crown of thorns quilt block by Cathy Gilbert



Wall art by Cheryl Dixon



Holly leaves, work in progress by Katie Weibel



Frosting bloop by Maria Brown





Earrings by Kim Day



Experiment with scrap technique by Kim Day



Resin with foils by Kim Day



Earrings by Kim Day



Elf babies in the making by Ria Mendoza Hoyt



Jewelry set by Esther Schmidt





Dreidel jewelry by Esther Schmidt



Earrings by Esther Schmidt





Menorah necklace by Esther Schmidt

---

## Election: Results

By Kim Day | [polymerclay@gmail.com](mailto:polymerclay@gmail.com)



Thanks to the six people that actually clicked on the link and voted last month! :)

It should come as no surprise (due to lack of other voting options, though props to the one write-in vote – make sure you get the person’s permission before volunteering them!), our new 2022-2023 President is Kim Day and our new Vice President of Programs is Kim Day.

But seriously, if someone wants to help me come up with program ideas I’d love to either co-chair with you or give the position up.

November: **Geometric Cane with Cathy Gilbert**



Cathy will be showing us a cane made by the wonderful Meg Newberg (who has a monthly cane tutorial subscription available called Cane Builder, love it!), with Meg's permission.

If you'd like to clay along, I'd recommend having clay ready and conditioned. Based on the picture, I'd suggest you bring a few colors of clay that go well together and some white!

Tools needed to clay along:

- Five to six colors of polymer clay, conditioned. Choose colors that would look good together, some light, some dark. Cathy usually ties it together with white but that's not necessary,
- Pasta machine,
- Work surface,
- Blade, and
- Roller.

# Announcements

## Call for PC Instructors

Meredith Arnold | [meredith@mereditharnold.com](mailto:meredith@mereditharnold.com)



Kirkland Art Center is looking for someone to teach a beginner's polymer clay program. I taught PMC there for many years and they asked me to teach or refer someone else who could. I'm not able to take on another teaching gig at this time. Anyone interested should email both of the following:

- KAC Education Director, Shayla Alarie: [salarie@kirklandartscenter.org](mailto:salarie@kirklandartscenter.org)
- Pat Colyar: [pcolyar@kirklandartscenter.org](mailto:pcolyar@kirklandartscenter.org).

It's a great place to teach and is in an historical landmark building (the Peter Kirk building), so interesting layout. The students are usually adults, many ceramics folks from their collective studio downstairs. It would also be a great connection for NWPCG since some of our members have come from there!

---

## Workshops

### Free Kumihimo livestream classes



Learn how to braid cords in the traditional Japanese artform, Kumihimo. With these techniques you will be able to make necklaces and bracelets that are unique and beautiful! Free while streaming live on CuriousMondo.com from Dec. 13-15, 11:00 a.m. - 2:00 p.m. EDT.

---

### Polymer Clay Symposium 2022



Taking place from February 14-18, 2022, the [Polymer Clay Symposium](#) is gearing up. It will feature over 28 online workshops for free. You can also sign up as a teacher, just follow the link.

---

If you know of any upcoming workshops, send [Kim](#) an email and we'll include it in the announcements.

## 5th Annual Gingerbread House-Making Party

By Kim Day | [polymerclay@gmail.com](mailto:polymerclay@gmail.com) | November 13th | Zoom-Only Event



As a reminder, this activity will be a **Zoom only** event this year. You may use your own candies that you make. Since part of the fun is sharing the clay candies with others, and using what they make as well, I'm attempting to provide an option, and here's the best I could come up with.

### **Main Event Details:**

**What:** Gingerbread House Making Zoom-Only Party

**When:** Saturday, November 13th

**Time:** 10:00 a.m. to 5:00 p.m.

### **Here's what you need to do before the Main Event:**

**Candy Swap** - This takes place before the Gingerbread House-Making Party. Make approximately 1:4 scale candies for a gingerbread house, prebaked.

**Quantity** - I will evenly divide the candies I receive into piles. Each person who brought some will get some back (including a portion of the candies they donated).

**When do I need to get the candies I made to you?** - Mail or drop off the the candies to me by Friday November 5th at the latest. [Email](#) me for my address or phone number.



**When do I get the candies others made?** - Pick up the candies from my place (or pay for shipping) somewhere between November 6th (Saturday) and our Gingerbread House-Making Party, on November 13th (Saturday).

I can't guarantee anything since this is a post office issue, but this was the best compromise I could find between giving people enough time to make candies, and the amount of time it takes a priority mail package to be received within the US.

I will also provide pre-baked gingerbread house pieces (finished house size: two x three inches). For those that wish to make their own, the recipe I like is two parts Premo gold to one part Premo burnt umber.

**Don't want to do the swap? No worries!**

You do not have to participate in the candy swap to come and join us online at the Zoom Party!

## Online Meetings: **Zoom with Us!**

By Kim Day | [polymerclay@gmail.com](mailto:polymerclay@gmail.com)



We have our monthly meeting over Zoom the first Wednesday of the month from 6:30 p.m.-9:00 p.m.

We also have small informal clay days every Wednesday 6:30 - 9:00 p.m. and every Saturday 10:00 a.m. - noon. All of these use the same Zoom link.

You are welcome to invite other people you know to these, there is no membership requirement for our informal get togethers. They can also craft with other mediums than clay.

If you'd like to be on an email list for people who want to schedule Zoom things outside these Wednesday and Saturday times, please let me know with very specific words "Add me to the Zoom email list" at [polymerclay@gmail.com](mailto:polymerclay@gmail.com)

[Zoom Link](#)

Meeting ID: 988 553 9980

## President's Message: Major Props!

By Kim Day | [polymerclay@gmail.com](mailto:polymerclay@gmail.com)



I wanted to give major props to **Cheryl Dixon** who organized two absolutely wonderful demos on our Zoom Clay Day, in place of the Olympic Peninsula Retreat that had to be cancelled. We had a great slideshow with examples of fun products and techniques by **Syndee Holt**, and a fabulous slideshow tutorial of how to paint your own eyes for sculptures by **Kasi Althaus**. These were both recorded (with permission) and I'll have links to you next month. Here is a [PDF that Kasi](#) made for us as well.

Another person deserving of our praise is **Maria Brown**. She took on the role of treasurer to help out the Guild, and has been going above and beyond, as always. Our registration site that we use suddenly announced they were no longer providing service, but that a new (and expensive!!!) replacement was available. Maria found a great replacement and has things running again for us, without even a hitch so far. Thank you Maria, we'd be lost without you.

### Gingerbread Making Party

Remember to come join us for the Zoom Gingerbread House Party.

### Holiday Party

December's meeting will once again be a virtual Holiday Party. Last year we did drawings for some Amazon goodies. Send me links to cool clay things on Amazon that cost \$25 or less and I'll add them to the prize options. If anyone wants to donate other goodies for drawings, contact me and we'll see about adding those in as well. We'll once again do a brown bag exchange. I'll do a quick copy and paste from last year's newsletter so people can prepare those.

### Brown Bag Exchange

You have an item or items that are either delicious (chocolate), you made (jewelry?), or are related to clay (supplies!). In person, it's left on a table in an unmarked brown paper lunch sack, so no one knows whose bag it is they're grabbing. It is not a white elephant exchange. Please only contribute items you

believe others will wish to have. There is no required minimum or maximum amount to spend, but if I had to guess a range I'd say \$15-25 ish.

From among the people participating, we will write their names down twice, and put them in two hats for drawing. One hat is the order of people going in the exchange, the second hat is the "table" with the unmarked bags. From the first hat we draw a name, that person is first. We draw a name from the second hat, and that person shows what they brought for the brown bag exchange. Next person is drawn from the first hat. They have the option to steal any unstolen item (one steal and it's permanent), or get a new bag from the table (name drawn from second hat). We'll ask everyone that has had their bag "opened" and not stolen to raise their hand and show their item when asked. We continue until everyone has gone, then first place gets one last chance to steal an item, and they would give their current item in exchange.

At the end, each person should know who won their item, and can contact them to find if they want their item mailed, porch dropped off or picked up. Since we don't want monetary reasons to keep someone from participating, the Guild will cover shipping costs for the people that are in need (email me privately for this reimbursement, picture of receipt would make our treasurer happy.)

As always, I encourage stealing. It ensures items will go to homes that want and appreciate them. So here's your warning if you want to make something special! I usually try to make something new for it.

Take care clay peeps and stay safe,

**Kim**

---



## Update your Info

New members need to sign-up to our newsletter, the sign-up form is included in your NWPCG Welcome email from Membership.

Changing your email? You can [update your personal](#) information to ensure that you receive our newsletter. You can also add your website or social media links to your profile. This link is also available in every newsletter at the footer area.

If you haven't yet, please add "newsletter@nwpcg.org" to your address book so our

newsletters do not go to spam.

Update

 Forward

---

 NWPCG website



Newsletter Editor & Designer: Ria Mendoza Hoyt | [orangejar@gmail.com](mailto:orangejar@gmail.com) Photos taken during NWPCG events may be used for promotional materials

**Copyright © \*2021 Northwest Polymer Clay Guild, All rights reserved.**

You are receiving this newsletter because you are an NWPCG member, Friend or you subscribed to our emailers.

**The Northwest Polymer Clay Guild is a 501(c)(3) non-profit organization**

**EIN# 91-1713162** | Our mailing address is:

Northwest Polymer Clay Guild (NWPCG)

P.O. Box 904

Lynnwood, WA 98046

[Add us to your address book](#)

NWPCG Raven logo, © Meredith Arnold 1995 and Ravensdale 2003 logo, © Meredith Arnold, 2002  
Any reproduction in whole or in part of copyrighted logos is strictly prohibited without the prior written permission of Meredith Arnold.

You are receiving this email because you are a member of NWPCG or one of NWPCG's friends.

We'd hate to see you go but if you want to change how you receive these emails, you can  
[UPDATE YOUR PROFILE \(click here\)](#) or [unsubscribe from this list](#).

