

Holiday Party, Dec Clay Day and More!

From: Northwest Polymer Clay Guild Newsletter <newsletter@nwpcg.org>

To: Maria Jam <mariajambrown@yahoo.com>

Volume 28 | Issue 12 | December 2021

[View this email in your browser](#)



Recap: **Caning with Cathy**

By Kim Day | polymerclay@gmail.com



Last month, Cathy did a great program on a Meg Newberg cane. She led us step by step through the skinner blend (yet another new method for making blends, woot!), then building the cane section by section (vs making one

section and cutting that into pieces to fit together).

It made a beautiful cane, shared some caning tricks, and gave building blocks for future cane ideas with the unusual assembly. This program was recorded on Zoom with permission, and will be available on our website once Kim Day gets more on top of things. :)

Show & Tell

Send your Show & Tell items (pieces you finished, work in progress, new books, tools or resources you enjoy) to [Kim](#) or [Ria](#). Please send a caption identifying the piece or technique featured in the photo with your full name. As much as possible, do not crop the image. Each submission earns you a ticket to the year-ender party's raffle non-raffle.




Cane by Esther Schmidt



Jewelry by Esther Schmidt




Jewelry by Esther Schmidt



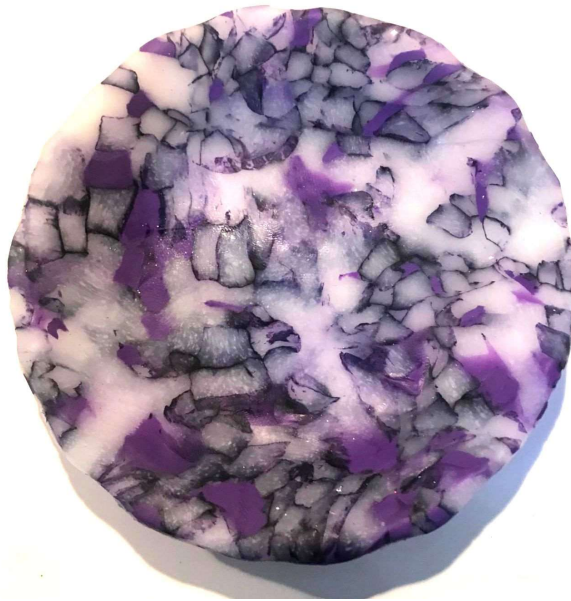
Veneer by Esther Schmidt



Earrings by Jill Borrows



Bowl by Joy Coleman



Bowl by Joy Coleman



Work in progress by Katie Weibel



Earrings by Kim Day



Earrings by Kim Day



Ornament by Kim Day



Bowls for Cathy's niece by Cathy Gilbert

Holiday Party: **What You Should Know**

By Kim Day | polymerclay@gmail.com | December 1st, 6:30 p.m. | Zoom



Hello everyone! We told people in last month's newsletter what to expect so they could be prepared. Here's a little more info. There are four main activities in our virtual Zoom Seasonal Celebration.

I. Socialize

Talk! For in person meetings this would usually be accompanied by stuffing our faces with the generous potluck offerings. Feel free to eat in our Zoom meeting, I know I usually do.

II. Show and Tell Drawing

For each month someone submitted a show and tell to the newsletter or brought to a meeting, their name will be entered once into this drawing. Two winners of \$25 Amazon e-gift certificates will be chosen.

III. Participation Award

Each person that shows up to our December Zoom meeting will be entered in an additional drawing. There will be five winners, and each winner will receive a \$20 gift certificate to the store of their choice (options include Amazon, Etsy, O Joy Creations at the moment).

IV. Brown Bag Exchange

This was explained in the last newsletter, so I'll be brief here. If you want to participate, bring something. Usually it goes in a brown bag and is placed on a table. For this, I won't require a bag. Then we'll take turns, picking between two options: opening a new bag (you don't get to pick the person, it will be random), or stealing an already opened bag. Once a bag is stolen, it is no longer available to steal. After the meeting, if you participated in the brown bag exchange, you will have to mail/arrange drop off or pickup for the person that won your item. If postage fees would stop you from participating, the Guild will covers those if asked.

What goes in your brown bag? It is not a white elephant! It must be something others would want. Typically we give clay supplies, chocolate, handmade clay items, or a mixture of those. While there is no minimum or maximum value assigned, somewhere between \$15 and \$25 is a good ballpark estimate. As always, I strongly encourage stealing, because it helps items go to homes that will appreciate them.

December: Clay Day

By Dawn Gray | Dec 4th | Zoom | 10:00 a.m.

Friendly reminder that our next all day clay day (10:00 a.m.-5:00 p.m.) is this Saturday, December 4, on Zoom. Join us for all or part of it. I'm sure more people than just me need some more time to work on clay presents for their friends or family! Non-clay crafting, or non-crafting, is also allowed of course.

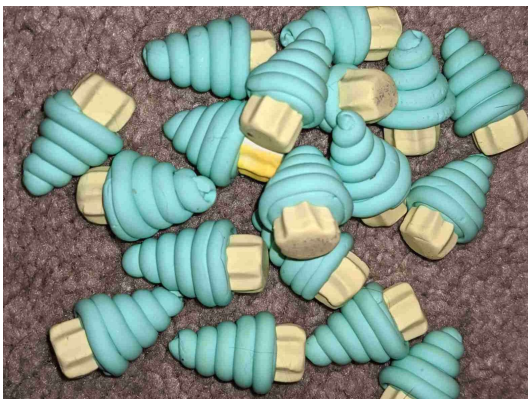




Events: 5th Annual Gingerbread House-Making & Party Recap

By Kim Day | polymerclay@gmail.com




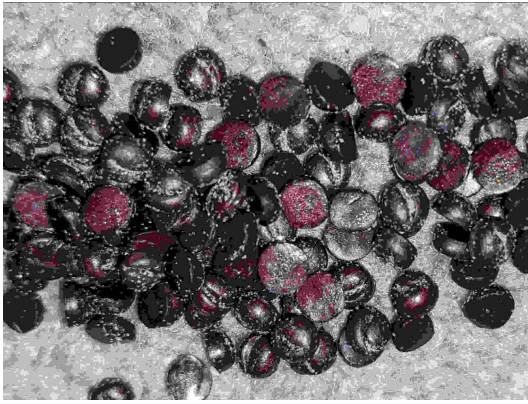
We did our annual gingerbread house decorating party on Zoom this year, with an optional candy swap the week before. Here are the pictures of all the fabulous contributions to the swap this year! The pictures of the actual gingerbread houses made or worked on during the Zoom will be in next month's newsletter, since I want to get pictures of all of them in the same newsletter and haven't received all of the pictures just yet.





Katie made a bajillion (well, around 2000) little mini Christmas lights, Dawn created a bag of candies for each person including an amazing light post. Jerri made sugar plums and ribbon candies, Kim made lifesavers and peppermints. Cheryl made mints and wreaths. Maria made frosting dollops, mittens, xmas stocking and donuts. Cathy made cupcake trees.





We gathered on Zoom, and enjoyed spending time together. Maria worked on a gingerbread chalet, Dawn made an entire gingerbread apartment complex tin, Katie made tiny and gorgeous little gingerbread house earrings (I copied her but much more simply), Cathy was doing something weird but awesome (remember her gingerbread trailer and gingerbread snail from previous years? Wait until you see what she did this time.)

Being together was festive, plus we got to whine about things (it's really hard to roll tiny little strings for the xmas lights!). Thanks everyone who helped make it such an awesome day.

Business: New Vice President!

By Kim Day | polymerclay@gmail.com

ANNOUNCEMENT

Election results were posted last month. However, with a board plus general assembly vote (the people that show up to a meeting count as a general assembly), there was a change.

I'd like to happily announce that [Dawn Gray \(programs@nwpcg.org\)](mailto:programs@nwpcg.org) will be our Vice President of Programs starting in January. Thanks for volunteering Dawn! If you have program ideas or requests, please send them along to help make her job easier, and keep the meetings interesting for everyone.

Business: New Management Software

By Maria Brown | treasurer@nwpcg.org



... And now the glamorous and sexy topic you've all been waiting for – Guild member management software and payment systems! Hooray!

The bad news: our longtime membership management and payment software, 123Signup & Constellation Payments, has been sunsetted as of Oct 31st. I needed to find a replacement fast that was low cost to our

non-profit Guild, and there are literally hundreds out there. Ugh.

The good news: Ta-da! We now have a new system with Join It & Stripe at a great price!

Join It's member/user interface is much more attractive and easier to navigate than our old system. Many of our members renewal dates is January, and unlike our previous software, you will receive only one reminder one week before your membership expires, so please pay attention to that email when it comes to you! If you think you missed the email, the link is <https://www.joinit.org/o/northwest-polymer-clay-guild>. You can also access this link through our website.

Our new system will ask you for a password. The password you generate will allow you to look at all your guild financial activity, and you can change your contact info here as well.

If you have any questions about our new system, please email me:
treasurer@nwpcg.org.

Missed Your Membership Renewal Email?

Online Meetings: **Zoom with Us!**

By Kim Day | polymerclay@gmail.com



We have our monthly meeting over Zoom the first Wednesday of the month from 6:30 p.m.-9:00 p.m.

We also have small informal clay days every Wednesday 6:30 - 9:00 p.m. and every Saturday 10:00 a.m. - noon. All of these use the same Zoom link.

You are welcome to invite other people you know to these, there is no membership requirement for our informal get togethers. They can also craft with other mediums than clay.

If you'd like to be on an email list for people who want to schedule Zoom things outside these Wednesday and Saturday times, please let me know with very specific words "Add me to the Zoom email list" at polymerclay@gmail.com

[Zoom Link](#)

Meeting ID: 988 553 9980

Password: clayisfun

President's Message: Mindfulness & yadda, yadda

By Kim Day | polymerclay@gmail.com



This has been a very frustrating year for me. I've lost probably over half the year to headaches and nausea and we still don't know the cause or how to fix it. It's made for late newsletters (sorry Ria!), and a few missed programs I was supposed to teach, among other things. Thank you all for your patience. It's made me very sympathetic to those with chronic conditions, and more joyful and thankful for each hour of good health where I'm able to do clay.

On Zoom, several of us had the idea to do a Christmas ornament swap. Zoom regulars signed up and did either a group swap (one ornament for every person in the group swap, which ended up being 8 ornaments), an individual swap (one fancy ornament in a one on one exchange), or both. After trying and failing with several different ideas, I landed on one that had been percolating in my brain for years, figured out how to make it, and actually completed my ornaments.

I can't tell you how excited it made me to actually make something I'm proud of!!!! Too often I try something once, it doesn't work, and I move on. The swap forced me to keep trying, to adapt and overcome (thanks Survivor), and to create. I have so many more ideas for my swirly egg ornaments I want to try too. It's been a while since I was truly excited about my clay work, and it was like rediscovering an old friend.

And with that as a teaser, the pictures of the ornament swap will be in the next newsletter :) Thanks to Dawn, Cheryl, Ria and Patti for participating remotely (Patti from her boat in Mexico), it's fun that Zoom and the postal service can bring us all together.

Here's where in the past years I've talked about New Year's Resolutions, starting fresh, forgiving yourself past mistakes. Yadda yadda. This year I'm all about mindfulness. Appreciate the little moments. Call or text someone you miss just to say hi. They've probably been missing you too. Celebrate the joy in your life, or go and seek it.

Anyways, hope to see you all in a few days.

Love much,

Kim



Update your Info

New members need to sign-up to our newsletter, the sign-up form is included in your NWPCG Welcome email from Membership.

Changing your email? You can [update your personal](#) information to ensure that you receive our newsletter. You can also add your website or social media links to your profile. This link is also available in every newsletter at the footer area.

If you haven't yet, please add "newsletter@nwpcg.org" to your address book so our newsletters do not go to spam.

Update

 Forward

[NWPCG website](#)



Newsletter Editor & Designer: Ria Mendoza Hoyt | orangejar@gmail.com Photos taken during NWPCG events may be used for promotional materials

Copyright © *2021 Northwest Polymer Clay Guild, All rights reserved.

You are receiving this newsletter because you are an NWPCG member, Friend or you subscribed to our emailers.

The Northwest Polymer Clay Guild is a 501(c)(3) non-profit organization

EIN# 91-1713162 | Our mailing address is:

Northwest Polymer Clay Guild (NWPCG)

P.O. Box 904

Lynnwood, WA 98046

Add us to your address book

NWPCG Raven logo, © Meredith Arnold 1995 and Ravensdale 2003 logo, © Meredith Arnold, 2002
Any reproduction in whole or in part of copyrighted logos is strictly prohibited without the prior written
permission of Meredith Arnold.

You are receiving this email because you are a member of NWPCG or one of NWPCG's friends.

We'd hate to see you go but if you want to change how you receive these emails, you can
[UPDATE YOUR PROFILE \(click here\)](#) or [unsubscribe from this list](#).

