
Wind chimes, Fall Camp, and more!

From: Northwest Polymer Clay Guild Newsletter <newsletter@nwpcg.org>

To: Maria Jam <mariajambrown@yahoo.com>

NWPCG Volume 29 | Issue 08 | August 2022

[View this email in your browser](#)



June Recap: Windchimes with Sharon Mhyre

By Kim Day | polymerclay@gmail.com



Last month Sharon gave us a nice demonstration on wind chimes. She described the parts that make a wind chime (the hanger, the cord, the noise makers, the striker, and the sail).


She showed us which parts could be clay (the hanger, decorations above and below the noise makers, and the sail), and gave a very thorough supply list for some of the other parts. For the cord she gave examples of cords that could be used only inside, and which could be for outside chimes. For the hanger, she showed some fun examples of cardboard shapes (that could be covered with clay). For the noise makers she showed shells, bells, and tubes.

Here's the supply list, and stay tuned next month for pictures of her wind chimes:

- [Excel Blades 30608 Dual Strip Cutter, Dual Twin Blade Knife Parallel Number 59 Blades, Adjustable Width Strip Cutter, Cutting Tool for Paper, Clay etc](#)
- [Gulinaza Flying Dragon Fondant Silicone Molds for DIY Cake Fondant Biscuit Cookies Soap Sugar Pudding Chocolate Hard Candies Dessert Candle Decor](#)
- [60 Pieces Wind Chime Tubes Parts Supplies Windchime String Metal Tubes for Crafts DIY Wind Chimes Kits for Adults Kids Arts and Crafts](#)
- [Natural Bamboo Sticks - 100-Pack Bamboo Stakes Craft Supplies, for Crafts and DIY, Natural-Colored Bamboo, 5.2 Inches Long and 0.26-0.37 Inches Thick](#)
- [Key Cut Out Realtor New Home Owner Door Hanger Unfinished Wood Shape Everyday Decor MDF Shape Canvas Style 6 \(12"\)](#)
- [Worown 6 Pcs 6 Inch Floral Wreath Hoops, Silver Metal Rings for Making Wedding Wreath Decor and Wall Hanging Craft](#)
- [Prettyia 250g 150mm Natural Driftwood Pieces Craft Sticks Small for Northumbrian Coastline Display Arts and Craft DIY Decorating, Creating](#)
- [20 Pack Round Capiz Shells with Holes for Jewelry Making, Decoration, Wind Chimes, Crafts \(2.5 in\)](#)
- [Chinese New Year Coin feng Shui Fortune i-Ching Money Good Luck Culture Gold Health Wealth Ancient Dynasty emper\(100, 0.8 Inch\) or Charms](#)
- [4 Pieces Lucky Wind Chime Chinese Feng Shui Metal Bell Wind Chime 3 Bells Hanging Wind Bell Vintage Dragon and Fish Feng Shui Hanging Chime for Good Luck, Safe, Home Garden Patio Hanging Decoration](#)
- [AUEAR, 10 Pack Antique Bronze Tinkle Bells Buddhism Wind Jingle Bells Charms Pendants for Craft Decor](#)
- [Pawfly 100 Pack 1/2 Inch Mini Split Jump Ring with Double Loops Small Metal Rings Connectors for Jewelry Necklaces Bracelets Earrings Crafts Ornaments and DIY Arts](#)
- [16.4 Feet 304 Stainless Steel Cross Chains Soldered Colorful Metal Cable Link Oval Chains with Spool 6x8x1.5mm for DIY Necklace Bracelet Jewelry Crafts Making](#)
- [16.5ft 6mm Width Stainless Steel Rolo Cable Chains Findings Fit for Jewelry Making &DIY \(SC-1027-E\)](#)
- [Tooarts Wall Mounted Key Holder Iron Mermaid Wall Decoration 4 Hooks for Coats Towels Bags Wall Mount Clothes Holder Screws Included](#)

Note: Amazon.com will donate 0.5% of your eligible purchases to the Guild when you choose the **Northwest Polymer Clay Guild** on Amazon Smile.

Show & Tell





Photos by Cathy Gilbert







Work by Dawn Gray





Work by Esther Schmidt



Work by Gil Ledesma

Aug Program: Clay Social

By Kim Day | polymerclay@gmail.com



August's program is another Clay Social. Bring a project to work on (any craft is fine). Bring Show and Tell if you have any (any craft is still fine! We love to see what you've been up to). These are very low key programs to chat, hang out, whine about setbacks, and be pleasantly surprised when people have some great advice about the cause of the whining.

Announcements: Clay Camp & More

By Kim Day | polymerclay@gmail.com

2022 Mini Gingerbread House Party



Our Zoom party worked quite well last year, so that's what we're doing again this year! We do a candy swap ahead of time (we had 10 swappers last year). Get the candy to me by November 20th, 2022. The party is on December 10th, 2022. This time around, I'll request you tell me by [email](#) if you are participating, so I don't receive candy the day after I've already mailed it out to everyone else.



What you need to make: Miniature Candies

Candies must be handmade by you and made out of polymer clay (can include things like toothpicks for lollipop stems).

Size



Small, small, small! The houses are only about 2 x 3 inches. For example, a peppermint hard candy might be 1 inch diameter in real life, but the size candy for a house would be more like $\frac{1}{4}$ of an inch in diameter. This is around a 1:4 ratio.

Quantity

We'll take whatever people turn in, and divide it into as many piles as there are swap participants.

Where

Miniature candies can be delivered to me by mail or by being dropped off at my house. If you mail, please include return postage, or let us know if you need Guild help to pay for shipping costs. We don't want postage to be a limiting factor on participation.



Candy Ideas

We've had many parties and many types of candies over the years! Here's a non-exhaustive list of the ones I remember: Candy ribbons, gummy bears, lollipops, chocolate chips, marshmallows, peppermint candies, tree candies, cookies, xmas lights, wreaths, candy canes, licorice allsorts, licorice, lemon drops, necco wafers, frosting dollops, m&ms, lifesavers, gingerbread people, red hots, sugar plums, cupcake tree, gumdrops, and more!

Opt-in Only Directory



We are making an optional directory (shared Google Doc) for those who want to be available for contact to other clay members. This is intended for use for setting up Zoom Clay Days, or hangouts, since our Guild Zoom channel is always available.

If you want to be included, you must tell me in writing (no verbal opt ins) that you want to be in the directory. Email polymerclay@gmail.com or text (206) 999-4156.

Online Fall Clay Camp Teachers Wanted



I've had very few people express an interest. If that's the case, we can just have it be a very small event. If people just don't understand what I'm asking for, I'll try and clarify and see if we can get any other interest.


We are looking for short, prerecorded (you can come to my house to record if that helps) demos of beginner friendly techniques or projects. These demonstrations can be anywhere from 10 to 60 minutes long. So far I believe we have one person demonstrating using silk screens. I haven't nailed down what I want to do yet (too many ideas!). If you are willing to volunteer, but need a project idea, I'd be happy to help.

Ideally, the teacher for the class would be available during the live Clay Camp on Zoom to answer questions, but we don't have a date set yet (mostly because we don't have teachers).

Goals:

- August - Finalize demonstration list, choose Clay Camp weekend (probably Friday-Sunday)
 - September - Record demos
 - October - Free Beginner Online Clay Camp
-

2023 Clay Camp Swap



We don't know what Clay Camp will look like next year. So far it is looking to be a smaller event, possibly held in a hotel. If you know of any possible locations, please send them to me because that would be a huge help.

Anyways, regardless of where we host clay camp, the swap theme is Cats and/or Dogs. You can make things that involve cats, that involve dogs, or that have both of them. Here's some possible ideas for those that like to get started well ahead of time: face pins, dangling earrings, figurines, candle holders, and ornament wearing a Santa hat, bookmarks, croc charms, beads, canes, inchies, keychains, phone holders, barrettes, hair sticks, lightswitch plates, covered mugs, vases. It is very open ended, which inspires panic in some, but try to think of it as freeing, since you can make whatever your heart desires.

You must include polymer clay in your work, it must be handmade by yourself. It can include other mediums as well.

There is no size minimum or maximum.

You must do groups of 5 or 10. You may do as many groups as you'd like. For 2022 we had around 17 swappers, who did anywhere from 5 items to 25 items. The only request is that each grouping must be different. For example, if you decide to do two groups of 10 sculptures each, the two groups must be different from each other. Within a group they don't have to be the same.

Questions? Email Kim

Meetings: Zoom

By Kim Day | polymerclay@gmail.com

We have our monthly meeting over Zoom the first Wednesday of the month from 6:30 p.m.-9:00 p.m.



We also have small informal clay days every Wednesday 6:30 - 9:00 p.m. and every Saturday 10:00 a.m. - noon. All of these use the same Zoom link.

You are welcome to invite other people you know to these, there is no membership requirement for our informal get togethers. They can also craft with other mediums than clay.

If you'd like to be on an email list for people who want to schedule Zoom things outside these Wednesday and Saturday times, please let me know with very specific words "Add me to the Zoom email list" at polymerclay@gmail.com

[Zoom Link](#)

Meeting ID: 988 553 9980

Password: clayisfun

From the President: Home Fix-o to Claying Mojo

By Kim Day | polymerclay@gmail.com



Summers are busy, busy! My husband and I are in the process of learning drywall and redoing our ceiling (the first of many large projects this year). I've heard of many members taking trips to visit their families in other states and/or countries. Here's a quick recap of events in the newsletter.

Theme for Clay Camp 2023 swap announced, with a request to help us find a venue for next year.

Ongoing search for volunteer Fall Clay Camp teachers, dates are unknown but likely October (which is coming up quickly).

Gingerbread house candy swap and party date are listed. November swap, December party.

Optional member directory sign ups are available. This will be in the next few newsletters as well.

With my clay room taken over by all the things we had to remove from other rooms, I'm finding it even harder to motivate myself to do clay, even though once I start it's therapeutic and fun. Wish me luck refinding my mojo, and to others that need it as well. :)

Much love,

Kim



Update your Info

New members need to sign-up to our newsletter, the sign-up form is included in your NWPCG Welcome email from Membership.

Changing your email? You can [update your personal](#) information to ensure that you receive our newsletter. You can also add your website or social media links to your profile. This link is also available in every newsletter at the footer area.

If you haven't yet, please add "newsletter@nwpcg.org" to your address book so our newsletters do not go to spam.

Update

 Forward

NWPCG website



Newsletter Editor & Designer: Ria Mendoza Hoyt | orangejar@gmail.com

Photos taken during NWPCG events may be used for promotional materials | Copyright ©

*2021 Northwest Polymer Clay Guild, All rights reserved.

You are receiving this newsletter because you are an NWPCG member, Friend or you subscribed to our emailers.

The Northwest Polymer Clay Guild is a 501(c)(3) non-profit organization

EIN# 91-1713162 | Our mailing address is:

Northwest Polymer Clay Guild (NWPCG)

P.O. Box 904

Lynnwood, WA 98046

Add us to your address book

NWPCG Raven logo, © Meredith Arnold 1995 and Ravensdale 2003 logo, © Meredith Arnold, 2002
Any reproduction in whole or in part of copyrighted logos is strictly prohibited without the prior written permission of Meredith Arnold.

You are receiving this email because you are a member of NWPCG or one of NWPCG's friends.

We'd hate to see you go but if you want to change how you receive these emails, you can

UPDATE YOUR PROFILE (click here) or unsubscribe from this list.

