
Get ready for our Holiday Party!

From: Northwest Polymer Clay Guild Newsletter <newsletter@nwpcg.org>

To: Maria Jam <mariajambrown@yahoo.com>

NWPCG Volume 29 | Issue 12 | December 2022

[View this email in your browser](#)



IMPORTANT ZOOM ANNOUNCEMENT

Old zoom links may not work. To make sure you are able to join our Zoom meet-ups, please use [the Zoom link from our website. Click here to go to our website.](#) You can find the information in the homepage.

December: Holiday Party!

By Kim Day | polymerclay@gmail.com



This will be a Zoom only party again this year. Use the normal Wednesday evening Zoom link from the website. Besides a fun time to get together, we will do several activities.

1. Raffle

Anyone is welcome to donate to the prizes. If you wish the Guild to distribute them, it will need to be received by Kim Day in Edmonds before December 7th. If you are willing to get the prize to the winner, you may also donate to the prizes by emailing or texting a picture of the item to Kim Day. People can paypal or venmo for raffle tickets, pictures will be posted in chat for the raffle drawings, and people can private chat Kim Day how many tickets they want in each raffle cup. We will use the magic of Google Sheets to pick the winning tickets for each item. This is optional, if no one donates prizes we will just skip the raffle portion.

2. Brown Bag Exchange

You have an item or items that are either delicious (chocolate), you made (jewelry?), or are related to clay (supplies!). In person, it's left on a table in an unmarked brown paper lunch sack, so no one knows whose bag it is they're grabbing. It is not a white elephant exchange. Please only contribute items you believe others will wish to have. There is no required minimum or maximum amount to spend, but if I had to guess a range I'd say \$15-25 ish.

From among the people participating, we will write their names down twice, and put them in two hats for drawing. One hat is the order of people going in the exchange, the second hat is the "table" with the unmarked bags. From the first hat we draw a name, that person is first. We draw a name from the second hat, and that person

shows what they brought for the brown bag exchange. Next person is drawn from the first hat. They have the option to steal any unstolen item (one steal and it's permanent), or get a new bag from the table (name drawn from second hat). We'll ask everyone that has had their bag "opened" and not stolen to raise their hand and show their item when asked. We continue until everyone has gone, then first place gets one last chance to steal an item, and they would give their current item in exchange.

At the end, each person should know who won their item, and can contact them to find if they want their item mailed, porch dropped off or picked up. Since we don't want monetary reasons to keep someone from participating, the Guild will cover shipping costs for the people that are in need (email me privately for this reimbursement, picture of receipt would make our treasurer happy.)

As always, I encourage stealing. It ensures items will go to homes that want and appreciate them. So here's your warning if you want to make something special! I usually try to make something new for it.

3. Show and Tell Drawing

For each month someone submitted a show and tell to the newsletter or brought to a meeting, their name will be entered once into this drawing. Two winners of \$25 Amazon egift certificates will be chosen.

4. Door Prizes

We will be drawing four names from among attendees (you must be present on Zoom to win), and each person will pick between the following Amazon prizes (if non-US winner is chosen, we will attempt to locate a comparable prize that can be delivered by Amazon to where you live).

A: [Leather punch tools \(seamless but small metal cutters that work well on clay\)](#)

B: Generic mica powders, choose one set: [Changtikeji Mica Powder](#) OR [Smalltongue Mica Powder for Epoxy Resin](#)

C: Colorshift powders, choose one set: [Let's Resin Chameleon Powder - Violet](#) OR [Let's Resin Intense Chameleon Powder - Gold](#)

D: [Two part silicone mold making material \(bakeable at clay temps once set\)](#)

E: [Bead Loopers](#)

F: [UV Resin Kit](#)

G: [Acrylic Paint Pens](#)

H: \$20 Amazon eGift Certificate

I: Mix and Match, pick two:

1. [Watchglasses](#)
2. [Galaxy Chameleon Powder](#)
3. [Inkjet Waterslide Paper](#)
4. [Laser Waterslide Paper](#)
5. [Boho Silkscreen](#)
6. [Christmas Silkscreen](#)
7. [Acrylic Paint Pens](#)
8. \$10 Amazon eGift Certificate

Show & Tell



Work by Dawn Gray




Work by Cheryl Dixon






Work by Esther Schmidt



Work by Gil Ledesma



Work by Katie Weibel







Work by Maria Brown



Work by Kim Day



Work by Patti Steele-Smith



Announcements: Parties and More

6th Annual Gingerbread House-Making Party

By Kim Day | polymerclay@gmail.com



We will be doing a hybrid in-person (at Kim's home, limited space availability, contact Kim if interested in that portion), plus Zoom hybrid gathering. While the main event is making mini gingerbread houses, you may treat it as a normal clay social and work on any project that tickles your fancy.



Main Event Details


What: Gingerbread House Making Zoom Party

When: Saturday, December 10th

Time: 10:00 a.m. to 5:00 p.m.

Opt-in Only Directory

By Kim Day | polymerclay@gmail.com



We are making an optional directory (shared Google Doc) for those who want to be available for contact to other clay members. This is intended for use for setting up Zoom Clay Days, or hangouts, since our Guild Zoom channel is always available.

If you want to be included, you must tell me in writing (no verbal opt ins) that you want to be in the directory. Email polymerclay@gmail.com or text (206) 999-4156.

Amazon Smile

By Ria Mendoza Hoyt | ria@orangejar.com

Did you know that if you choose the Northwest Polymer Clay Guild (NWPCG) as your [Amazon Smile](#) recipient, the Guild receives donations with qualifying purchases? Here's a sample of their quarterly report:

Make an impact at no cost to you, shop using [AmazonSmile](#).



Dear Ria Mendoza,

This is the quarterly notification to inform you that AmazonSmile has made a charitable donation to the charity you've selected, **Northwest Polymer Clay Guild**, in the amount of **\$40.55** as a result of qualifying purchases made between April 1st - June 30th.

Thanks to customers that shop using AmazonSmile, everyday purchases make an impact. So far, AmazonSmile has donated:

- **\$870.28** to Northwest Polymer Clay Guild*
- **Over \$377 million** to US charities
- **Over \$422 million** to charities worldwide

To make sure your purchases support a cause you care about, remember to shop at smile.amazon.com or using the Amazon app with AmazonSmile turned ON within Settings.

Visit your AmazonSmile impact page to track donations generated, change your charity, and more.

[View my impact](#)

[Questions? Email Kim](#)

Meetings: New Zoom Link

By Kim Day | polymerclay@gmail.com



IMPORTANT ZOOM INFORMATION:

Old zoom links may not work. To make sure you are able to join our Zoom meet-ups, please use [the Zoom link from our website. Click here to go to our website.](#) You can find the information in the homepage.

We have our monthly meeting over Zoom the first Wednesday of the month from 6:30 p.m.-9:00 p.m.

We also have small, informal clay days on Wednesdays 6:30 p.m. - 9:00 p.m. and Sundays 12:00 p.m. - 2:00 p.m. Please see our website for the latest Zoom meeting links.

You are welcome to invite other people you know to these, there is no membership requirement for our informal get togethers. They can also craft with other mediums than clay.

If you'd like to be on an email list for people who want to schedule Zoom things outside these Wednesday and Sunday times, please let me know with very specific words "Add me to the Zoom email list" at polymerclay@gmail.com

[To access our Zoom meetings, pls make sure you click the Zoom link from our website.](#)

Meeting ID: 988 553 9980

Password: clayisfun

[Use Zoom link on Website \(click here\)](#)

From the President: Never Too Late

By Kim Day | polymerclay@gmail.com



Hi Clay Peeps!!

I used the Thanksgiving weekend to finally deliver my family's Christmas presents from last year (they had all chosen out their polymer clay swirly egg ornaments via text, but the actual delivery took a bit). Perfect timing for them to decorate with this year, and inspiration for me to start on gifts for this year. But their reactions reminded me that while it was a huge deal for me that I was a year late, they were just pleased to have them, and seeing holographic glitter in person vs a picture is always fun stuff. What sort of things do we routinely beat ourselves up for that we automatically give grace to others for?

If you're interested in any of those big yearly clay resolutions, the [Polymer Clay Challenge facebook group](#) is a fun group to consider. Each week you post your piece. You can do a themed thing (I tried 52 weeks of Polymer Clay Dragons one year, but only made it to week 8), or just random. If you're looking for some external motivation to make your claying a weekly habit, this is an awesome group to consider.

Another fun one is to do is [The 100 Day Project](#). It's fun to do something art related for a hundred days in a row. And while many people will sequentially do all their days at the appropriate start time with the rest of the group, you are free to be flexible and post things as you do them, so it's okay if your 100 days ends up taking longer.

If you do decide to commit, please let us know, we're all nosey!

Have a fantastic rest of the year, and I wish everyone boundless amounts of hope in the year to come.

Much love,

Kim



Newsletter basics

New members need to sign-up to our newsletter. The sign-up form is included in your NWPCG Welcome email from Membership.

Changing your email? You can [update your personal](#) information to ensure that you receive our newsletter. You can also add your website or social media links to your profile. This link is also available in every newsletter at the footer area.

If you haven't yet, please add "newsletter@nwpcg.org" to your address book so our newsletters do not go to spam.

Photo submissions:

- Use landscape or square format.
- Do not crop your photos before submitting.
- Make sure it is well lighted. Taking pictures during the day, near a window provides nice lighting or use your work lamp.
- Keep your background clear. For example, you can use a blank sheet of printer paper or parchment paper as background.
- Make sure it is in focus. Usually, tapping your screen where your item is will make it focus on your subject. If this doesn't work, please look up your specific phone or camera model instructions.
- For items in pairs, please put them closer together.
- For questions email [Ria](#).

Update

 Forward

NWPCG website



Newsletter Editor & Designer: Ria Mendoza Hoyt | ria@orangejar.com | newsletter@nwpcg.org

Photos taken during NWPCG events may be used for promotional materials | Copyright ©

*2021 Northwest Polymer Clay Guild, All rights reserved.

You are receiving this newsletter because you are an NWPCG member, Friend or you subscribed to our emailers.

The Northwest Polymer Clay Guild is a 501(c)(3) non-profit organization

EIN# 91-1713162 | Our mailing address is:

Northwest Polymer Clay Guild (NWPCG)

P.O. Box 904

Lynnwood, WA 98046

Add us to your address book

NWPCG Raven logo, © Meredith Arnold 1995 and Ravensdale 2003 logo, © Meredith Arnold, 2002

Any reproduction in whole or in part of copyrighted logos is strictly prohibited without the prior written permission of Meredith Arnold.

You are receiving this email because you are a member of NWPCG or one of NWPCG's friends.

We'd hate to see you go but if you want to change how you receive these emails, you can

UPDATE YOUR PROFILE ([click here](#)) or unsubscribe from this list.

