
2023 Mysteries!

From: Northwest Polymer Clay Guild Newsletter <newsletter@nwpcg.org>

To: Maria Jam <mariajambrown@yahoo.com>

NWPCG Volume 30 | Issue 01 | January 2023

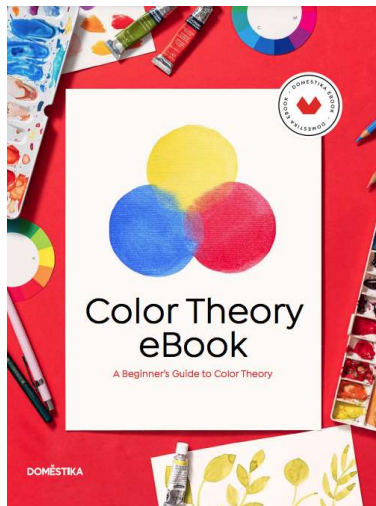
[View this email in your browser](#)



Feature

Color Inspirations for the New Year!

By Maria Brown | tech@nwpcg.org



Here are some inspirational sites chock full of color and fun for those of us that may need a creative nudge on these dreary, drippy winter days.

Regardless of your creative experience, understanding the basics of how colors work together will save you a lot of time when designing your clay projects. It's designed especially for beginners or people who want to know more about color theory. **Color Theory eBook, A Beginner's Guide to Color Theory** is a great little free eBook I've found on one of my favorite websites, [Domestika](#). Beware: If you're like me, Domestika will pull you in for hours – don't go to this site right before bedtime! If you can't find the eBook on their site, get it [here](#).




Design with colors you love! [Khroma](#) is a free tool that uses artificial intelligence to learn your personal color preferences and then train a color generating algorithm. Start by inputting your fifty favorite colors from a large grid of squares. When you're done you can start scrolling through tailored text and background combos that are perfect for making your projects.



Want to take inspiration from an iconic artist or painting? To bring the moods and atmospheres of famous pieces into your own works, try **Color Lisa** <http://www.colorlisa.com/>. Browse by artist surname and find five-color sets from the likes of Basquiat, da Vinci, Kahlo and Escher. Very, very cool.



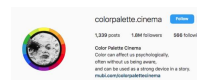
Have one color you love but don't know what to pair with it to create your desired effect? [ColorSpace](#) is the simplest and quickest tool on this list! Enter a hex code or use the slider to find your preferred color, then it will generate 25 new palettes with it. The palettes go from high-contrast, energetic moods to soft muted gray pairings.



Another great tool is the website [Colormind](#). It's a color scheme generator that can learn color styles from photographs, movies, and popular art. Colormind finds harmonious color palettes from images you like, alongside random generations from new data each day. Click "Image Upload" to add the item you want analyzed. Instead of finding the predominant colors—as many color picker sites do—Colormind looks for those that combine well in a palette via an algorithm. You can also browse palettes previously created by other users.



If you are looking for a color palette for a clay project, [Color Drop](#) is ideal. Free with some discreet ads, the website offers several tools. Browse palettes by filtering for "random", "new", and "popular". Choose from their flat color spectrum to easily get hex codes. Finally, generate gradients from two colors with the code you need to add them into web projects.



And finally, for some just totally fun inspiration, visit [Color Palette Cinema](#). This Instagram account for a breaks down colors from iconic movie scenes. Each post plays a short film clip and then pinpoints the key color palette that has created mood and tone. This is a great place to find palettes you may not have considered before, and you can incorporate them into your work. or just grab some popcorn and enjoy!

Programs

January 4th & 8th Alert

JANUARY
8
2023

Attention! This program will not be on the first Wednesday of the month. Our awesome Vice President of Programs, Dawn Gray, is taking us on a new adventure. We will have a Clay Social on the first Wednesday, January 4th, and the program will take place on January 8th, on our Sunday Zoom, from noon to 2:00 p.m. PST. We could possibly end later if people are having fun.

Below is her write up with a supply list. Dawn will be looking for more people to lead us in these mystery projects throughout the year. This Sunday schedule is experimental, but if you feel strongly one way or another, please let your Board know so we can discuss it.

A Dash of Mystery

By Dawn Gray | programs@nwpcg.org



Hello everyone! For the New Year I have decided (as the lofty program coordinator and with consultation of some of our members) to change things up a bit. Instead of having someone teach a process or technique every month we will embark on a mystery project. You will be given a list of tools and materials to bring to the meeting and then we will all work together to make the item selected by our lucky leader.

It will be on the **first Sunday meeting of the month from noon to 2:00 p.m.** For January, this was changed to January 8th (second Sunday) so we are not meeting on New Year's Day and we will all be a little more bright eyed and bushy tailed. I will be the guinea pig leader for this month and we will see how it goes. You are encouraged to work along but certainly can just watch if you wish.

You will need:

- Piece of paper 1 1/2" to 2" cutter circle or other interesting shape
- Pencil 3/4" circle cutter
- Deli paper 1/4" to 3/8" circle cutter
- Ruler
- Lightbulb for baking on
- Basic tools
- 2" square of white clay
- 4" square of black clay
- Two light to dark skinner blends in colors that go well together
- All sheets and blends should be at a medium thickness. It would be a 3 on my Atlas.

- One cane that goes with the blends
- Optional add-ons might include rhinestones, bead caps or powders

If you are interested in hosting a session please let me know and I will add you to the calendar. I think it will be a lot of fun. Kim has been surfing Pinterest for ideas already.

December Review

Holiday Party Shenanigans

By Kim Day | polymerclay@gmail.com



Our December meeting was our annual Guild party. We met on Zoom, had prize drawings, a raffle, and a brown bag exchange. I used the magic of spreadsheet formulas to do random draws. Every single brown bag prize was amazing, you all went above and beyond this year. There was some stealing (yay!), but I think a lot of people can't handle passing on the unknown and chose unopened bags.

We drew two winners from amongst everyone who had contributed to show and tells either through submitting to the newsletter, or showing off at a monthly meeting. Esther Schmidt won a \$25 gift certificate to O Joy Creations, and Kim Day won a \$25 Amazon gift certificate.



Here are pictures of the candies everyone received, in progress pics from Kim D, an in progress gingerbread viking long boat from Cathy, and completed pics from Cathy and Patti. Aren't they just wonderful? The mini gingerbread doghouse pieces Cathy made are about 1 inch, just so you have an idea of the scale. Also, it's never too early to start on your mini candy ideas for next year.





Show & Tell


Work by Maria Brown








Work by Esther Schmidt





Work by Kim Day







Work by Cathy Gilbert



Work by Patti Steele-Smith





Announcements

30 Days of Creativity

Meredith Arnold | meredith@mereditharnold.com

Stampington & Company is offering free 30 creative ideas/prompts to give you a month of creativity. Click the image below to download:

30 Inspiring Activities to Try

A Month of Daily Creative Exercises

How to Use This Printable

Make your 30 days of creative exercises even more enjoyable with this great idea.

1. Print this list, and cut out each activity individually.
2. Fold or roll them into a scroll.
3. Place activities in a jar to keep in your studio or on your desk.

Picking each day's activity will be a surprise that is sure to spark inspiration!

in her studio

inherstudiomagazine.com

It could be a great way to start the New Year creating or create your own 30 days of clay play prompts! Happy New Year!

New Zoom Links

By Kim Day | polymerclay@gmail.com



We have our monthly meeting over Zoom the first Wednesday of the month from 6:30 p.m. to *9:00 p.m.

We also have small informal clay days every Wednesday 6:30 - 9:00 p.m. and every Sunday 10:00 a.m. - noon.

You are welcome to invite other people you know to these, there is no membership requirement for our informal get togethers. They can also craft with other mediums than clay.

If you'd like to be on an email list for people who want to schedule Zoom things outside these Wednesday and Sunday times, please let me know with very specific words "Add me to the Zoom email list" at polymerclay@gmail.com.


To access our Zoom meetings, pls make sure you click the Zoom link from our website.

Use Zoom link on Website (click here)

From the President

Consistency Aspirations

By Kim Day | polymerclay@gmail.com



A New Year, a fresh start. I finally narrowed down and am committing to my 52 Weeks of Clay topic: Earrings. Each week in 2023 (hopefully), I'll post a new pair of earrings on Instagram and Facebook. I have further reach goals of recording some of these being made, learning how to video edit, and I plan to have fairly elaborate earrings. But overall, consistency is my main aspiration, in both scheduling clay time, and posting what I make. It feels nice to have reachable mini goals, so I can celebrate when I achieve those, rather than making the big goals mandatory and feeling like a failure if I don't make it.

We still don't have a date for our online Clay Camp, mostly because I have no videos from any presenters (including myself! oops). When it happens, it happens.

Our Sunday Zoom hangouts have been popular, mostly because by the time Wednesday evening comes around many of us have been tired out during this busy season. As a reminder, the Zoom links for the Wednesday sessions and the Sunday sessions are on the website www.nwpcg.org.

Our swap theme for Clay Camp (Friday June 2nd through Sunday June 4th, 2023) is anything cats and/or dogs, from beads, to jewelry, to sculpture, to wall art, etc. There are no size restrictions this time around, and people can do up to two groups of 10, with as many groups of five as they want. Items must be different between groups, so you cannot make 20 of the same item. However, there is no requirement for items in a group to be the same.

I hope everyone is reminded of the joy creating stuff brings. I can't wait to see what you all are going to make in 2023. Here's a rare selfie of me – usually the cat chooses Jon!

Much love,

Kim

Editor's Notes

Newsletter basics



By Ria M. Hoyt | ria@orangejar.com

New members need to sign-up to our newsletter. The sign-up form is included in your NWPCG Welcome email from Membership.

Changing your email? You can [update your personal](#) information to ensure that you receive our newsletter. You can also add your website or social media links to your profile. This link is also available in every newsletter at the footer area.

If you haven't yet, please add "newsletter@nwpcg.org" to your address book so our newsletters do not go to spam.

Photo submission guidelines:

- When taking photos, make sure the room is well lighted. Taking pictures beside a window during the day provides nice lighting
- Keep your background clear. A blank sheet of paper, plain bedsheet or parchment paper are materials that you can usually find at home and make for a nice, plain background. Remove nearby items that are not related to your subject.
- Before you click, make sure the subject is sharp and clear. If using a phone, double clicking on the item usually focuses on it. If this does not work, check your phone manual for focusing.
- As much as possible, please do not crop your photos before submitting.
- For questions email [Ria](#).

[Update My Info](#)

 Forward

[NWPCG website](#)



Newsletter Editor & Designer: Ria Mendoza Hoyt | ria@orangejar.com |

newsletter@nwpcg.org

Photos taken during NWPCG events may be used for promotional materials | Copyright ©

*2021 Northwest Polymer Clay Guild, All rights reserved.

You are receiving this newsletter because you are an NWPCG member, Friend or you subscribed to our emailers.

The Northwest Polymer Clay Guild is a 501(c)(3) non-profit organization

EIN# 91-1713162 | Our mailing address is:

Northwest Polymer Clay Guild (NWPCG)

P.O. Box 904

Lynnwood, WA 98046

Add us to your address book

NWPCG Raven logo, © Meredith Arnold 1995 and Ravensdale 2003 logo, © Meredith Arnold, 2002

Any reproduction in whole or in part of copyrighted logos is strictly prohibited without the prior written permission of Meredith Arnold.

You are receiving this email because you are a member of NWPCG or one of NWPCG's friends.

We'd hate to see you go but if you want to change how you receive these emails, you can

[UPDATE YOUR PROFILE \(click here\)](#) or [unsubscribe from this list](#).

