

Sent at: 9/14/2023 12:45:45 PM

Fw: See you on July 5 for Clay Social!

From: Dawn Gray <degray38@yahoo.com>

To: Maria Jam Brown <mariajambrown@yahoo.com>

----- Forwarded Message -----

From: Northwest Polymer Clay Guild Newsletter <newsletter@nwpcg.org>

To: Dawn <degray38@yahoo.com>

Sent: Thursday, June 29, 2017 at 09:01:44 AM PDT

Subject: See you on July 5 for Clay Social!

Volume 24 | Issue 07 | July 2017

[View this email in your browser](#)





June Guild Highlights

Opening New Doors

by Ria Mendoza Hoyt



Well, it's actually *making* new doors. Doors have always enchanted me – on Pinterest I have one board for [doors](#) and another for [knockers](#). They always lead to new things, not always good or bad, but usually new and exciting. So what more for tiny doors of whimsy?

Our June program was all about creating these beautiful miniature doors where fairies of lore are said to enter our world. Making fairy doors is a sculpting program using mostly thick and flat polymer clay layers. Not exactly my favorite form but for this purpose, the best to work with! If you want the full [how to](#), [please go here](#). I made three patterns (two regular doors and

Board Meeting

July 5 | 6:30 p.m. | [Artworks](#)
The Board is meeting at 5:30 p.m. If you have any concerns or projects to pitch, please contact any Board Member or drop by the meeting.

General Meeting & Clay Social

July 5 | 6:30 p.m. | [Artworks](#)
We will have our regular NWPCG meeting followed by Clay Social. Don't forget to bring projects you're working on so we can clay and socialize!

Seattle Clay Day

July 24 | 1 p.m. - 5 p.m. | [Broadview Branch of the Seattle Public Library](#)
Meet friends and clay!

Southend Clay Day

July 29 & Aug 26 | 10:00 a.m. - 5:00 p.m. | [Hillside Community Church](#)
Meet your southend clay

one hobbit door) that you can download and resize if you want them smaller or bigger.

We have a little change to our program schedules. July will be Clay Social and August will be Versatile Mosaics with Cathy Gilbert so be sure to scroll down to see the materials and tools you need to bring for both meetings. In the meantime, here are some photos from the June program.



Katie's stone motif door frame



Maria's mirror studded door

friends for a day of playing with clay.

General Meeting & Round Robin

Aug 2 | 6:30 p.m. | [Artworks NWPCG Business Meeting](#) followed by a Round Robin presentation by Cathy Gilbert. It's going to be a colorful night with two techniques to make polymer clay mosaics.

Lake Forest Clay Day

Aug 19 | 9 a.m - 5 p.m. | [Third Place Commons](#)
Bring your projects along and play with clay friends!

Contact our Board Members

If you need to contact any of our Board Members, the full list of emails is available on our website. [Please click here to view the list.](#)

Connect on Pinterest

Look for our [Pinterest](#) account and share ideas and inspirations with us. If you want to pin, email Ria at newsletter@nwpcg.org.

Connect on Instagram


Look for our account on [Instagram](#) and follow us! If you want your project featured, just send Ria an email at newsletter@nwpcg.org with the photo and a caption.

Amazon Smile


Did you know that we are an [Amazon Smile](#)



Cathy's snail trail canes decorated door



Kim's miniature fairy door




Terri tracing the supplied door pattern

recipient? Simply choose the Northwest Polymer Clay Guild as the recipient and with every eligible purchase you make using this [link](#), Amazon will donate 0.5% to our Guild.

Write for the newsletter

Do you have a product, book or tool you want to review, or perhaps you want to write a tutorial? [Email Ria](#).

Book Highlight



By Susan Locsin

For those not expert in color, this issue covers color theory and color perception. Check it out if you need to brush up on color.

Keychain Charms



It's that time of the year again – we need to come up with tons of keychain charms. NWPCG will provide the keychain rings and NWPCG info cards to be attached to



Pat starting with the doorframe

them. These keychains will be given away when we hold live demonstrations to let people know where to reach us. Please give your contributions to any Board Member.



President's Message | president@nwpcg.org

Keep Learning

Happy Summer! Our board meeting this month includes updating our Standing Rules and Bylaws, and we'll be meeting at ArtWorks on July 5th at 5:30. These documents can be found on our Yahoo Group, under the tab Files.

On Saturday July 1st, I'll be hosting a clay gathering at the Broadview library at 130th and Greenwood. It's the only one I'll be hosting there until October.

I am looking forward to taking a class in August at Bird Tail Beads in Bellevue. It's called "Polymer Clay II – Enchanted Branches." They have several other polymer clay offerings as well (all on weekday afternoons). You can find more information at [Bird Tail Beads](#) and click on the link at the bottom for their summer schedule.

It's important to keep learning to keep your brain active. Making art is good for the soul as well. Making time to make art – that's the challenge. Keep creating!

July Program: Clay Social

By Cathy Gilbert | July 5 | 6:30 p.m. | [Artworks](#)



The round robin Mosaic program has been rescheduled to the August meeting. The July meeting will be a clay social. Fair season is coming up, why not enter some of your polymer clay creations in your local fair, the WA State Grange, Evergreen State Fair in Monroe or the WA State Fair in Puyallup? Betty, Kim, Ria and I did well last year! We can always use more polymer clay representation in our fairs, so give it a go! Use the clay social as an opportunity to prepare something to enter. Or, as always, come and enjoy an evening playing with clay and hanging out with a great group of people. See you there!

August Program: Versatile Mosaics

By Cathy Gilbert | August 2 | 6:30 p.m. | [Artworks](#)



Get ready for another polymer clay adventure because we are going to create mosaics in August and we will be learning two techniques to make them!

What to bring:

- Polymer clay
- Pasta machine
- Cutting blade
- Roller
- Rubber stamps, texture sheets and other impression-type tools
- Color like alcohol inks, acrylic paints, chinks, pan pastels, pearl ex powders, etc.


Show & Tell



Earrings by Liz White



Intro pendant and long Zenadu necklace by Terri Standley



Buttons by Terri Standley



Buttons by Terri Standley




Fairy doors by Ria Mendoza Hoyt



Kim Day's collection of Clay Camp Bead Pair Swap: 1. Susan H., 2. Dawn Gray, 3. Maria Brown, 4. Susan Locisn, 5. Liz White, 6. Susan H.



Kim Day's collection of Clay Camp Bead Pair Swap: 1. Andrea Rivers, 2. JuLee Wolfe, 3. Terri Standley, 4. Helen Hughes, 5. Kim Mitchell, 6. Susan Locsin, 7. Cathy Gilbert



Kim Day's collection of Clay Camp Bead Pair Swap: 1. & 2. Helen Hughes, 3. Kim Mitchell, 4. & 5. Andrea Rivers

Call for Contributions: Keychains

By Kim Day



Hello Clay Friends! Maria's husband calls us "clay friends" since it's easier than remembering names. Anyhoo, it's that time of year again where we prepare for our two big Guild demos – the Evergreen State Fair and the Washington State Fair. As part of our outreach, we give away keychains with the Guild's business card attached. Apparently, we got some rave reviews from last year's WA State Fair demos, which according to Terri, people never give rave reviews about.

Feel free to donate handmade clay beads, charms or cane slices and we can assemble them into keychains for you. I can also make the key rings available at the next few Guild meetings. Last year, we gave out over 1,000 keychains! They don't need to be complicated, people love them, even simple designs like lentil swirled scrap beads. Looking forward to seeing your keychain contributions!

Announcements

Colorful Chaos a Mokume-gane Technique by Barb Fajardo



Barb will guide you through her technique of layering custom polymer clay colors, translucent clay, inclusions and metallic leaf to achieve amazing depth and abstract designs. [More info here.](#)

When: August 5-6

Where: Vancouver BC, Canada

Price: \$130

Creative Play Day Saturday with Christi Friesen

This is a relaxing, inspiring, creative time to work on projects, learn new techniques using polymer, epoxy clay, resin and other fun things while exploring a variety of techniques. You can create as much as you want or just chill and snack on chocolate! All materials are provided. [More info here.](#)



When: September 23
Where: Seattle
Price: \$45

Artful Vessels & Decorative Dishes with Christi Friesen



Create decorative shallow bowls using different techniques including sgraffito, veneers and tinting with pastels. You will create art vessels and explore working over forms using armatures as well as adding embellishments and surface treatments. Emphasis is on individual creativity, design, composition and use of mixed media with polymer. All the supplies are provided. [More info here.](#)

When: September 24
Where: Seattle
Price: \$95

Visit the NWPCG website!



Newsletter Editor and Designer: Ria Mendoza Hoyt | newsletter@nwpcg.org

Photos taken during NWPCG events may be posted on the NWPCG website, newsletter, social media and other promotional materials

Copyright © *2016 Northwest Polymer Clay Guild, All rights reserved.

You are receiving this newsletter because you are a NWPCG member or NWPCG Friend.

**The Northwest Polymer Clay Guild is a 501(c)(3) non-profit organization
EIN# 91-1713162**

Our mailing address is:
Northwest Polymer Clay Guild (NWPCG)
P.O. Box 904
Lynnwood, WA 98046

[Add us to your address book](#)

NWPCG Raven logo, © Meredith Arnold 1995 and Ravensdale 2003 logo, © Meredith Arnold, 2002
Any reproduction in whole or in part of copyrighted logos is strictly prohibited without the prior written
permission of Meredith Arnold.

You are receiving this email because you are a member of NWPCG or one of NWPCG's friends.

We'd hate to see you go but if you want to change how you receive these emails, you can

UPDATE YOUR PROFILE (click here)

or [unsubscribe from this list](#).

