



In this Issue:

Upcoming Program: Fun with Stencils & Masks

Review: AI-Inspired Earrings with Dawn Gray

Show & Tell

Feature: Haiku

Announcement: Zoom Etiquette, In-Person Clay Day, New Products

President's Message

Upcoming Program

Every first Sunday of the month | 12:30-2:30 p.m. Pacific Time

Fun with Stencils & Masks

By Dawn Gray



Please join me in exploring the various ways we can make unusual and beautiful veneers using stencils and masks. Stencils and masks come from the same process of making an opening in a sheet of plastic or paper. The stencil is the remaining whole sheet with the image and the masks are the pieces that are removed from that stencil. Punchinella, which is the remnant of the material sequins

are made from, is sold to crafters and can also be used as a stencil.

The suggested materials you will need are:

- Stencils with several sizes of design. If you do not have any stencils you can make your own stencils and masks with paper and scissors.
- Mica powders, chalk pastels, pan pastels, acrylic paints, and anything you have on hand to color your clay with.
- Brushes – stiff bristle, soft bristle, makeup sponges, and kitchen sponges, things to experiment with texture while applying the color.
- Rolled out sheets of clay, I think I might try a black sheet, a white sheet and a skinner blend.

I'm looking forward to having some fun with these next month and I hope you will too.

Review

Photos, write-ups, etc of events we've finished

AI-Inspired Earrings with Dawn Gray

By Kim Day | polymerclay@gmail.com



In February Dawn led us on a journey of creation. She took a picture of Artificial Intelligence (AI)-generated polymer clay earrings, and broke them down component by component. First, she decided on which elements she liked and wanted to capture. These included overlapping areas, a small textured piece on the top, and some snakes of clay for movement. Second, she walked us through the process, and made changes whenever she decided to. One inspirational picture became three pairs of earrings. Dawn said each time, her iterations became closer to the image she wanted. I believe her program was a mini master class in design and design choices. Thanks for teaching us Dawn!

Show & Tell

Show off what you're working on, new supplies, books or whatever!

Work by Maria Brown



Work by Cathy Gilbert



Work by Cathy Gilbert's H1 students



Work by Dawn Gray



Work by Esther Schmidt




Work by Gil Ledesma




Work by Jerri Richardson



Work by Kim Day






Work by Lu Ann Fino



Work by Liz White



Work by Sandra Touissant



Work by Sharon Mhyre



Feature

Written tutorials, haikus, and other special stuff

By Maria Brown

Haiku

Snow melts, turns to rain

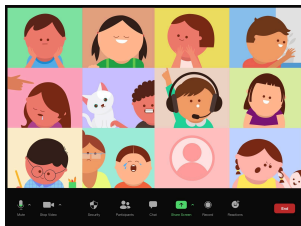
Inspiration needed now

Where is my garden?

Announcements

Zoom Etiquette

By NWPCG Board



Our open Zoom sessions are a fantastic tool to help keep our clay community connected. Clayers show off what they're working on, ask questions and advice on their projects, and catch up with friends.

Recently, the Board has gotten feedback that there are members who don't feel included or get a chance to share because there are some who monopolize conversations and talk over others to the point where some members just leave the Zoom out of frustration. We take this seriously; every member needs to be recognized and heard and included.

As hosts, we'll do a better job of moderating conversations and we will ensure everyone has a chance to participate. If you have left Zoom for this reason, please come back! All contributions are important.

In-Person Clay Day

By Kim Day | polymerclay@gmail.com



We are looking to maintain our Zoom presence, but also want to give clayers the chance to meet during In-person Clay Days again.

On March 17, St. Patrick's Day, we will have an informal gathering at the Third Place Books Commons. This is a community area outside of the used bookstore, and there are restaurants as well. There will be no ovens to bake there, so bring a portable project that can be transported home safely at the end of the day. Consider packing a lunch or bringing money to buy one.

- What: All Day In-Person Clay Day

- Where: Third Place Books Commons 17171 Bothell Way NE, Lake Forest Park, WA 98155
- When: March 17, 2024 from 10:00 a.m.-5:00 p.m., or for however long you would like to show up.

We are probably going to have In-person Clay Days be a part of our regular events again. If you can't make it, feel free to log in to Zoom to have your own separate Clay Day at the same time.

New Product Alert: Mix2Mold

By Meredith Arnold | meredith@mereditharnold.com



I have not tried Mix2Mold but it sounds interesting. This is a ceramic resin product. This powder transforms into a solid, smooth surface similar to kiln fired pottery with a matte finish. Just add water, no heat needed, and in one hour it is cured and ready for use. It can be colored with the maker's colorant, molded and who knows what else is possible. They carry it at Michaels.

Product Alert: Gloves in a Bottle

By Sandra Touissant



For those who have problematic hands, whether dry and chapped, eczema, or other skin issues, Gloves in a Bottle may be the solution to help you heal. Here's one of the many reviews on their website:

"Does not heal or replenish skin. This is intended to make a barrier, which it does well, and helps greatly when dealing with soaps, dust, dirt, chemicals, or other things that cause skin irritation. Use this for eczema, after healing

lotion (Hoofmaker or Aveeno stress relief with oatmeal) is applied, dried, and absorbed. Note that it does have a weak scent, similar to Elmer's Glue." - Howard Shelstroof

From the President

We're doing the 100 Day Challenge

By Kim Day | polymerclay@gmail.com



Hiya Clayers,


Several of us have decided to do the 100 Day Project again (reminder: this is choosing a project and posting what you do each day on Facebook and/or Instagram). At a little over one week in, it's been fun seeing these daily posts already. Dawn Gray is working on UFOs, unfinished objects, and has a multimedia stack of projects from years ago. Liz White is making polymer clay switch plate covers.

Cathy Gilbert is doing a beautiful skinner blend each day, mostly from custom mixed colors. I chose a broader subject, and I'm attempting for 100 days to spend a little time each day with clay (or clay related projects).

The bead swap that people signed up for is nearing its deadline, so we should have pictures of those to share next month. Someone also reminded me that Clay Camp is a lot closer than I realized, so if I want to fulfill one of my elaborate Things With Wings swap group plans, I need to get started.

Speaking of Clay Camp, the Board has received one offer so far for a Camp demonstration. We also decided on a plan for filling the Clay Camp demo spots. There are a few demo spots the Board has already reserved for particular subjects. We are also setting aside demo spots for members that have something they'd like to show (a short 10 minute demo, which can extend up to 30 minutes). If we receive more volunteers than open spots, we'll do a Guild poll (next newsletter) to determine the demos. If you have a subject you'd like to see, also let us know.

As everyone knows by now, I've been having a great time with my 3D printer. I've been experimenting this month with printing stencils, some imprint cutters, stamps, and even some custom designed rollers. One experiment that worked well was creating extruder disks for making channeled bracelets (as seen in the Show and Tell). It's so exciting to be able to create tools for all the wild ideas I have!



Have some awesome crafting time this month, or schedule yourself time to sit in your clay area even if you're not up for crafting.

All the love,

Kim

 Forward

[NWPCG website](#)



Newsletter Editor & Designer: Ria Mendoza Hoyt | ria@orangejar.com |
newsletter@nwpcg.org

Photos taken during NWPCG events may be used for promotional materials
| Copyright © *2024 Northwest Polymer Clay Guild, All rights reserved.

NWPCG Raven logo, © Meredith Arnold 1995 and Ravensdale 2003 logo, ©
Meredith Arnold, 2002

Any reproduction in whole or in part of copyrighted logos is strictly prohibited
without the prior written permission of Meredith Arnold.

You are receiving this email because you are a member of NWPCG or one of
NWPCG's friends.

We'd hate to see you go but if you want to change how you receive these
emails, you can

[UPDATE YOUR PROFILE \(click here\)](#) or [unsubscribe from this list](#).

