



In this Issue:

Upcoming Program: NWPCG Clay Camp 2024

Review: 3d & Bargello Variations

Show & Tell

Feature: Camp Haiku

Clay Camp & Souffle Color Recipes

President's Message

Upcoming Program

May 31-June 2

Weekend Fun

By Maria Brown

**Registration Ends Friday, May 24th
Limited space so reserve your spot today!**

CLAY CAMP 2024

Friday May 31st - Sunday June 2nd
Artworks in Edmonds, Washington

Go to nwpcg.org to register and to get all Clay Camp info

DIY Clay Name tags or Clay Social

By Kim Day

HELLO
My Name Is

For May, our last monthly meeting before Clay Camp, we will each work on our own projects but the general theme of making your own decorated name tag out of clay is encouraged. If you already have a clay name tag, please bring it for inspiration. You can make your name out of canes, extruded pieces, flowers, carving, stamps, there is almost no limit. At Clay Camp we will provide an adhesive magnetic plate to make your tag easy to finish, but you can use your own pin back or make it a necklace, whatever you choose.

Review

Photos, write-ups, etc of events we've finished

3D and Other Bargello Variations

By Kim Day




Unfortunately, the previously scheduled program "Switchplates with Cheryl Dixon," will have to be rescheduled for a future program. Instead, we did a surprise program on bargello. We started with the basics of what a bargello is, and worked on a simple one with strips of clay made from flattened extruded colors. We did one with even slices and talked about how varying the width of the strips can create neat images and patterns.



We made another bargello with a half round extruded shape. By raising and lowering each cut strip half a color, we created interesting textural patterns in addition to the color patterns from normal bargello.





We worked on a final version with triangles made with a log of alternating colors so we'd have color change throughout. For experimentation, we cut off the top to make additional stripes but the result was a little less awesome than intended. We also showed how to use foil on a snake to make an interesting strip, and mica powders on another strip. Check out Dawn's bargello Show and Tell veneers, where she combines colors, shapes, even cane covered pieces into a feast for the eyes.



Show & Tell

Show off what you're working on, new supplies, books or whatever!


Work by Dawn Gray



Work by Kim Day



Work by Maria Brown





Work by Lu Ann Fino





Work by Gil Ledesma



Work by Liz White



Work by Jerri Richardson



Work by Sandra Touissant



Work by Sharon Mhyre





Work by Esther Schmidt





Feature

Written tutorials, haikus, and other special stuff

By Maria Brown

Haiku

Anticipation

Planning, packing our supplies

Clay Camp is coming!

Announcements

All About Clay Camp 2024

By NWPCG Board



We have two sets of announcements for Clay Camp. First, we have the new information then second, we also have the copy and pasted info from last month's newsletter below.

Maria Brown worked hard and contacted a lot of companies, and has gathered quite an awesome selection of goodies both for goody bags, and some bigger items for the raffle (Click-a-slice!). Thanks Maria!

We will be posting the demo schedule within the next week on the website. One thing I'm going to mention now, is a quick demo on using silicone mold material to create your own molds. The demo is only a small part of it. Please bring many things you think others would like to mold! Possible things you can use can be 3D printed (guess what I'm bringing), sculpted, neat metal buttons, and anything you think people would have fun with. Whatever you bring goes back home with you at the end of the Camp weekend. The Guild will also be providing some mold material for people to use, but if you want to go crazy with it, you might consider bringing your own supply. Here is an [Amazon link to my current favorite](#). It comes to \$20 for $\frac{7}{8}$ a pound, or \$30 for 2 pounds.

Other things to bring for Camp:

- food for yourself,
- snacks to share on the snack table,
- a labeled box for the free table,
- your brown bag items (remember we're doing this on Friday! Also put who the brown bag is from on the inside),
- swap items,

- raffle items,
- a small amount of things to sell labeled with prices,
- things that would be good to make molds of,
- a chair pad if needed, or even your own chair if you have a large car,
- headphones for music (no more public music allowed, sorry),
- your awesome polymer clay name tag,
- clay supplies, and
- things to show off that you've made.



Now for the copy and paste reminder from last month:

We are once again having our Clay Camp at Artworks of Edmonds, the same venue as last year. Registration is open, and we're putting a maximum capacity of 30 campers. We didn't hit that number last year, but feel free to register early if you're worried.

Registration and payment are online only. The member cost will be \$100 for the three days of Camp, Friday May 31st through Sunday June 2nd, plus tax and whatever fees the site charges for processing.

All of the info will be available on the [NWPCG website](#) . Here are some highlights about some changes we're making due to feedback from last year.

1. Early set-up - if we have volunteers who are willing to help with setting up chairs, tables, cords and ovens, we can start setting up Thursday evening. We also need volunteers to help out during Camp. The volunteer list will be included with the registration form on our [website](#).

2. Scholarship - we have scholarships in the form of \$50 discounts for people who are experiencing financial hardship and may otherwise, not be able to attend. You need to fill out the application form and get the scholarship code BEFORE registering.

3. New schedule - we are moving our events around so each one can be a bit shorter. On Friday, we will have the brown bag gift exchange, on Saturday the potluck, swap, and Bottles of Hope contest, and on Sunday, we will have the raffle. All of these fun events are described on the website.

4. Free demos - this year instead of classes, we are holding short and free demos. We will post and announce the schedule during Camp so people can join the ones they're interested in.

Souffle

By Maria Brown



If you work with Sculpey Souffle, this guide is good to have. It is a free to download collection of color recipes formulated by Lulu Cutters. You can find the link [here](#) or by clicking the color strips to the left.

From the President

Daily Claying

By Kim Day | polymerclay@gmail.com



Hello wonderful clayers! Yes, you're all wonderful.

I'll start with repeating some information and reminders we have published in earlier newsletters. First, the things we have to bring for Clay Camp:


- food for yourself,
- snacks to share on the snack table,
- a labeled box for the free table,
- your brown bag items (remember we're doing this on Friday! Also put who the brown bag is from on the inside),
- swap items,
- raffle items,
- a small amount of things to sell labeled with prices,
- things that would be good to make molds of,
- a chair pad if needed,
- or even your own chair if you have a large car,
- headphones for music (no more public music allowed, sorry),

- your awesome polymer clay name tag, clay supplies, and
- things to show off that you've made.

There's also still time to order from Blueberry Beads for Clay Camp as well! When you go to their site and log in, you'll see your Guild-discounted price. They keep a list of our members updated which makes the process easy for everyone.

I've had my first major 3d printer problems this past month, but I'm happy to say it's solved as of today. I get to be one of the donors for Clay Camp this year, I hope you all want some awesome texture rollers!

Migraines have made me a little behind on the 100 day project, but Cathy has been solid as a rock with a new skinner blend every single day. I love seeing her Facebook posts. I'll be playing a little bit of catchup, but so far I have not tired of making pretty flower earrings heh.



We have a crazy household with three cats and a puppy, and we'll be adding another kitty in the beginning of May. A Bengal! Wish us luck. I still have dreams of the puppy and one of the cats being friends, and I'm pretty sure it's not happening with our other cats.

Hope everyone has a wonderful month. Good luck on finishing swap items those that are participating.

Kim

 Forward

[NWPCG website](#)



Newsletter Editor & Designer: Ria Mendoza Hoyt | ria@orangejar.com |
newsletter@nwpcg.org

Photos taken during NWPCG events may be used for promotional materials |
Copyright © *2024 Northwest Polymer Clay Guild, All rights reserved.